








- A comprehensive system with two major components: **Summative** and **Periodic Assessments**.
- Components that may be used **independently** or **together**.
- Data that educators can use to build **effective** learning programs focused on **college and career readiness**.

| |  INTERIM ASSESSMENTS |  CLASSROOM ASSESSMENTS |  SUMMATIVE ASSESSMENTS |
|--|---|--|---|
| Assessments | 4 Interim Assessments, per grade, and per content area (16 Total) | 10 Classroom Assessments, per grade, and per content area (40 Total) | 1 Assessment per subject |
| Subject Areas | English, mathematics reading, science | English, mathematics reading, science | English, mathematics, reading, science and writing |
| Available Feedback | Immediate, computer-based analysis and reporting | Immediate, computer-based analysis and reporting | Up to 45 days after materials have been received In-Progress reports are available |
| Reports | District, School, Student/Parent, Teacher/Group, Item Response/Analysis | District, School, Student/Parent, Teacher/Group, Item Response/Analysis | State, District, Student/Parent, Teacher/Group |
| Response & Content Analysis Reporting | ✓ | ✓ | |
| Delivery | Online Only | Online Only | Online & Paper |
| Grades | 3–EHS | 3–8 | 3–EHS |
| Format | Fixed-format, computer-based, multiple choice | Fixed-format, computer-based, multiple choice | Multiple question types—constructed response, selected response, and technology enhanced |
| Length | 45 minutes or less | 10 to 15 minutes | Ranges from 40–75 minutes per subject based on subject and grade level |
| Reporting Categories | Interim Reporting Categories | | Summative Reporting Categories |

|  |  INTERIM ASSESSMENTS |  CLASSROOM ASSESSMENTS |  SUMMATIVE ASSESSMENTS |
|--|---|--|---|
| Links to OpenEd Math Resources | ✓ | ✓ | |
| Designed for Rapid, Ongoing Measurement of Student Progress | ✓ | ✓ | ✓ |
| Flexible Administration | ✓ | ✓ | ✓ |
| Connected to ACT College and Career Readiness Standards™ | ✓ | ✓ | ✓ |
| Linked to ACT Readiness Benchmarks | ✓ | | ✓ |
| Reporting Features: Class Grouping Information | ✓ | ✓ | ✓ |
| Number/Percentage Correct | ✓ | ✓ | ✓ |
| ACT Readiness Range | | | ✓ |
| Demographic Information | | | ✓ |
| Response and Content Analysis: Includes question, standard addressed average percentage correct for class, student responses by item | ✓ | ✓ | |
| National Percentile Rank | ✓ | | ✓ |



INTERIM
ASSESSMENTS



CLASSROOM
ASSESSMENTS



SUMMATIVE
ASSESSMENTS

Indicators:

A Progress toward Career Readiness Indicator for students who test in grades 8–10 that is directly tied to the ACT National Career Readiness Certificate®



Performance Level Indicators:

“In Need of Support,” “Close,” “Ready,” and “Exceeding”



A Progress with Text Complexity Indicator for students who test with reading



Scores:

An English/Language Arts score for those students who test in English, reading, and writing



A STEM score for students who test in science and mathematics



A predicted ACT Composite score and predicted ACT Subject score for grades 9–10 (early high school)



Longitudinal Growth Indicators



Includes improvement ideas for all reporting categories to help with student success



Relationship to the Performance Level Descriptors (PLDs)

